





LASER ASPHALT BLADES

***K ASPHALT**



***U ASPHALT**


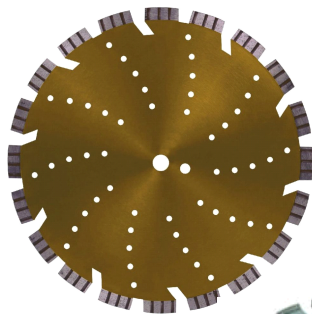


Laser-Welded, Undercut Protection, Soft to hard bond available for wide range materials. These blades give excellent cutting speed and long life while used on walk behind saws up to 20 hp.
 Applications: Asphalt, Green Concrete

part#	dia.	width	height	bore
L1512-120	12"	.120"(3.0mm)	8/10mm	20-1"
L1512-125	12"	.125"(3.2mm)	8/10/12mm	20-1"
L1514-120	14"	.125"(3.0mm)	8/10mm	20-1"
L1514-125	14"	.125"(3.2mm)	8/10/12mm	20-1"
L1516-140	16"	.140"(3.6mm)	8/10/12mm	1"
L1518-150	18"	.150"(3.8mm)	8/10/12mm	1"
L1520-160	20"	.160"(4.0mm)	8/10/12mm	1"
L1524-175	24"	.175"(4.5mm)	8/10/12mm	1"

part#	dia.	width	height	bore
L1612-120	12"	.120"(3.0mm)	8/10mm	20-1"
L1612-125	12"	.125"(3.2mm)	8/10/12mm	20-1"
L1614-120	14"	.125"(3.0mm)	8/10mm	20-1"
L1614-125	14"	.125"(3.2mm)	8/10/12mm	20-1"
L1616-140	16"	.140"(3.6mm)	8/10/12mm	1"
L1618-150	18"	.150"(3.8mm)	8/10/12mm	1"
L1620-160	20"	.160"(4.0mm)	8/10/12mm	1"
L1624-175	24"	.175"(4.5mm)	8/10/12mm	1"
L1626-175	26"	.175"(4.5mm)	10/12/15mm	1"
L1628-195	28"	.195"(5.0mm)	10/12/15mm	1"
L1630-195	30"	.195"(5.0mm)	10/12/15mm	1"
L1632-216	32"	.216"(5.5mm)	10/12/15mm	1"

LASER HEAVY DUTY BLADES



Features: The special wide U gullets result in easy removal of debris and aggressive cutting with big depth and high speed.
 Applications: Medium to soft masonry, brick, block, concrete.

part#	dia.	width	height	bore
L1712-125	12"	.125"(3.2mm)	8/10/12mm	20-1"
L1714-125	14"	.125"(3.2mm)	8/10/12mm	20-1"
L1716-140	16"	.140"(3.6mm)	8/10/12mm	1"
L1718-150	18"	.150"(3.8mm)	8/10/12mm	1"
L1720-160	20"	.160"(4.0mm)	8/10/12mm	1"